

TECHNICAL INFORMATION

FOR PROFESSIONAL USE ONLY

DIAMENT

ACRYLIC CLEARCOAT MS 2:1

PRODUCTS

DIAMENT MS 2:1 Acrylic Clear Coat

Hardener STANDARD 1:2 for acrylic clear coat ZIRCON / DIAMENT

Hardener SLOW 1:2 for clear coat ZIRCON / DIAMENT (for application at temp. > 25°C)

Hardener FAST 1:2 for clear coat ZIRCON / DIAMENT (for application at temp. < 18°C)

Thinner for acrylic systems INTER TROTON

PRODUCT DESCRIPTION

2-component acrylic clear coat intended for overall carbody topcoating. Clear coat creates a hard coating with high gloss and increased scratch resistance SR (scratch resistant). Simple mixing of components without the need to add thinner and easy application make this a very universal in use clear. The availability of 3 versions of the hardener (standard, fast, slow) allows working in different temperature conditions.

- High gloss.
- Ready to use without the addition of thinner.
- Easy application and universal use.
- Hard and durable finish.
- Good fluidity.
- High scratch resistance.



COLOUR: transparent

GLOSS GRADE: high gloss

VOLATILE ORGANIC COMPOUNDS

VOC for the mixture 531 g/l

This product meets the requirements of the European Union Directive (2004/42/EC/II B), which for this product category (e) sets the VOC value at 840 g/l.

SURFACE PREPARATION









Acrylic clear coats can be applied over:

- Basecoats.
- Existing coatings in good condition after sanding and degreasing.

For matting we recommend:

- grey non-woven abrasive cloth with matting compound.
- sanding paper 600÷800 (for wet sanding),
- sanding paper 360÷500 (for machine sanding).

APPLICATION PROCESS

	USE			SPRAYING VISCOSITY	
	For automotive refinishing repairs that require a durable finish.			16÷17 seconds at 20°C.	
	MIXING RATIO			POT LIFE	
	By volume			about 5 hours at 20°C.	
	Clear coat	2			
	Hardener	1			
	Thinner	0%			
	NUMBER OF LAYERS AND GUN PARAMETERS			DRYING TIME	
	Number of layers			At temperature of 20°C	
	2-3 full layers, about 40 µm of dry layer			Dust free: after about 35-40 min	
	RP gun parameters			Ready to polish: after drying overnight.	
	Nozzle: 1.3÷1.4 mm;		At panel temperature of 60°C		
	Pressure: 2,0÷2,2 bar.		Clear coat is ready to polish after about 30 minutes of baking and cooling down (about 2 hours).		
	HVLP gun parameters		Temperatures below 20°C significantly increases the drying time.		
	Nozzle: 1.3÷1.4 mm; Inlet pressure: 2,0 bar.				
	FLASH OFF TIME			IR DRYING	
	Between layers:	Approx. 5 minutes		15÷20 minutes under short waves, depending of the layer thickness and type of radiator.	
	Before baking:	Approx. 10 minutes		Do not exceed temperature of 60°C. Use as recommended by the equipment manufacturer. Wait about 10 minutes before starting IR drying.	

EFFICIENCY	
1 liter of mixture is enough to cover a surface of 9 m ² with a layer thickness of 50 µm.	
SHADING	
Make sure you have covered the whole area with the base coat and the shading is done only on a previously prepared area. Use FADE OUT THINNER to blend the dust that has settled around the repaired surface and to eliminate optical gloss differences between the old lacquer and the newly applied acrylic clear coat.	
POLISHING AND ELIMINATING DEFECTS	
Usually polishing is unnecessary, as the DIAMENT MS 2:1 gives the surface a perfect finish immediately after application. However, if some dirt inclusions appear, we recommend removing them and then polishing the surface with an abrasive compound.	
GENERAL NOTES	
<ul style="list-style-type: none"> Do not exceed recommended doses of the hardener! The best repair results can be achieved by painting at room temperature. The temperature in the body shop and the temperature of the product should be similar. When working with 2K products, it is recommended to use personal protection equipment. Protect the eyes and airways. The rooms should be well ventilated. Clean the guns and equipment immediately after use. <p>Caution: To maintain safety, always follow the instructions given in the MSDS for the products. Do not exceed recommended doses of hardener!</p> <p>Caution: To maintain safety, always follow the instructions given in the MSDS for the products.</p>	
STORAGE	
Store the product components under temperatures of 15 to 25°C in a sealed container, in dry and cool places, away from fire and heat sources, as well as direct sunlight.	
Note: <ol style="list-style-type: none"> After each use close the container with products immediately. Protect the hardener against Frost and humidity! 	
WARRANTY PERIOD	
DIAMENT MS 2:1 Acrylic clear coat	- 24 months from the date of production
Standard hardener 1:2 for acrylic clear coat DIAMENT	- 12 months from the date of production
Slow hardener 1:2 for acrylic clear coat DIAMENT	- 12 months from the date of production
Fast hardener 1:2 for acrylic clear coat DIAMENT	- 12 months from the date of production
Thinner for acrylic systems INTER TROTON	- 24 months from the date of production

PRODUCTS	ART. No.
DIAMENT MS 2:1 Acrylic Clear Coat	10008; 10010 (1l; 5 l)
Hardener STANDARD 1:2 for acrylic clear coat ZIRCON / DIAMENT	14942; 14945 (0,5l; 2,5l)
Hardener SLOW 1:2 for acrylic clear coat ZIRCON / DIAMENT	14944; 14947 (0,5l; 2,5l)
Hardener FAST 1:2 for acrylic clear coat ZIRCON / DIAMENT	14943; 14946 (0,5l; 2,5l)
Thinner for acrylic systems INTER TROTON	300002236; 300002237 (1l; 5l)

LIMITATION OF LIABILITY
<p>The information contained in this TDS sheet is up-to-date and correct on the day the information is released.</p> <p>Because TROTON cannot control or predict the conditions under which a product will be used, each user should review the information in the specific context of the intended usage. To the maximum extent permitted by applicable law, TROTON shall not be liable for damages of any kind arising from the use or reliance on information contained in this TDS.</p> <p>Given the variety of factors that can affect the usage and application of the TROTON product, some of which are only within the user's knowledge and control range, it is essential that the user evaluate the TROTON product to determine if the product is fit for a particular purpose and whether the product is suitable for the user's usage.</p> <p>Under no circumstances shall TROTON be liable to the user or any third party for any indirect, derivative, incidental, special or punitive damages, including loss of profits resulting from the use of products manufactured by TROTON and / or TROTON's services.</p> <p>All information is based on meticulous laboratory tests and many years of experience. An established position on the market does not release us from continuous quality control of our products. However, we are not responsible for the final effects of improper storage or use of our products and for work that is not in line with good craftsmanship.</p> <p style="text-align: right;">TROTON Sp. z o.o. Ząbrowo, Poland.</p>